TouchBistro

Product Design Guidelines

Nori – V 1.1 | Web | January 2019

Contents

03 What is a design system?

04 Why should we use this guide?

05 Colours

06 Colour Usage

07 Icons

08 Typography

09 Toolbars

10 Buttons

11 Form Fields

12 Dropdowns

13 Checkboxes & Radio Buttons

14 Tooltips & Labels

15 Dialogs

16 Pagination & Loading

17 Data Visualization

18 Snackbars

19 Calendars

20 Web Layout & Spacing

21 Selected States

What is a design system?

A design system is a series of rules, constraints, and principles. These reusable components, guided by clear standards, can be assembled together to build any number of applications.

At TouchBistro our design system is currently going by the name 'Nori'. The product design team wanted our design system name to be food related, thus Nori was born. Nori is meant to enable our teams to create familiar experiences for our audience, eliminating inconsistencies and making sure that every time someone interacts with TouchBistro products, their experience will always look and feel the same.

Design systems are more than just visual presentation; they focus on the ecosystem. Our style guide, pattern library, and front-end framework are are all a part of this ecosystem.

Why should we use this guide?

Our product style guide aims to serve as a document full of the rules, constraints, and principles that make up our design system. This document should be used as the single source of truth for designers and developers in order to ensure consistency across our products.

This guide establishes brand and product rules, guarantees profesionalism across our products, and aids in onboarding new designers and developers.

Colours

Branding Colours

TB Teal	Hex #00A3AD
Light Teal	Hex #AEE9E8

System Colours

Navy	Hex #06556E
Coral	Hex #F16651
Scarlet	Hex #DB331A
Kale	Hex #159948
Cloud	Hex #F3F7F8
Pewter	Hex #DDE5E7
Light Coral	Hex #F8B9AF
Cerulean	Hex #2C7389

Data Visualization Colours

TB Teal	Hex #00A3AD
Light Teal	Hex #AEE9E8
Lemon	Hex #FFB81C
Navy	Hex #06556E
Sky	Hex #8AB1BE
Pumpkin	Hex #E5780F
Cranberry	Hex #8B1E3F
Blush	Hex #FCD5CE
Pine	Hex #00471F
Kale	Hex #159948
Pool	Hex #5CC4CA
Powder Blue	Hex #BAD0D7
Amber	Hex #DA9A00
Banana	Hex #FFCE66
Peach	Hex #F19E4E
Honey	Hex #F6C18E
Mauve	Hex #CB7790
Mint	Hex #94D0AB
Shadow	Hex #323232
Smoke	Hex #888888

POS Colours

TB Teal	Hex #00A3AD
Lemon	Hex #FFB81C
Indigo	Hex #4867BC
Sapphire	Hex #53A0D8
Arctic	Hex #B8D1ED
Plum	Hex #5D5476
Lilac	Hex #AA9BCB
Violet	Hex #673AB7
Berry	Hex #8F2B62
Fuschia	Hex #E91E63
Petal	Hex #EDBAD6
Tangerine	Hex #FF671F
Raisin	Hex #312F3E
Sage	Hex #C5CD85
Leaf	Hex #2D9463
Kelly	Hex #8BC63F

Neutral Colours

Charcoal	Hex #4B4F54
Space Grey	Hex #454545
Heather Grey	Hex #666666
Slate	Hex #757575
Steel	Hex #A9A9A9
Feather Grey	Hex #CCCCCC
Soft Grey	Hex #E5E5E5
Dust	Hex #F5F5F5

Colour Usage

Navy
Hex #06556E

Navy is the accessible brand colour for product. All text and icons that are meant to be highlighted in some way should use navy.

Coral
Hex #F16651

Coral is our non-accessible shade of red. It should be used in warnings and notifications, but not on any text items. The colour contrast of Coral is too low to be used for text.

Scarlet
Hex #DB331A

Scarlet is our accessible red. It should be used on text only.

Kale
Hex #159948

Kale should be used to show when users in chat are online, positive notifications etc. It's the diametric opposite to Coral.

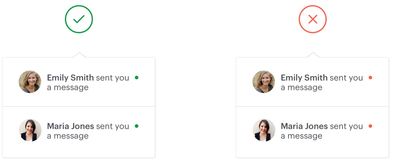

Cloud
Hex #F3F7F8

Cloud should be used on our selections. It is a blue-grey tone in order to differentiate from our other tones of grey.

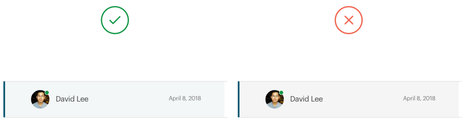

Pewter
Hex #DDE5E7

Pewter is currently only used on chips. This is essentially a lightened shade of the navy we use throughout the product.

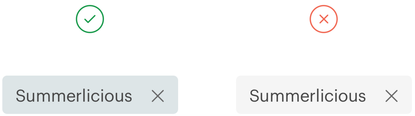

Light Coral
Hex #F8B9AF

Light Coral is used to show warning messages when a dark background is used. It's a lighter version of coral, but is accessible on dark backgrounds.



Icons

1px Icons

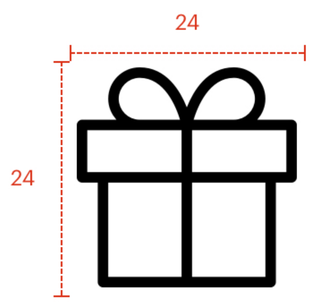

TouchBistro's system icons are made at 24px x 24px. If you are using an icon that is going to be in a 24px area or larger then a 1px icon should be used.

2px Icons

If you are using an icon that is going to be smaller than 24px, then a 2px icon should be used. This is due to the fact that 1px icons at a reduced size are not easily visible.

Icon Colours

Navy	Heather Grey	Slate	Steel
Hex #06556E	Hex #666666	Hex #757575	Hex #A9A9A9

Product Typography

H1 Graphik Medium	24 / 0.4 letter-spacing
H2 Graphik Medium	20 / 0.4 letter-spacing
H3 Graphik Medium	18 / 0.4 letter-spacing
H4 Graphik Medium	16 / 0.2 letter-spacing
H5 Graphik Regular	20 / 0.4 letter-spacing
Body Graphik Regular	14 / 0 letter-spacing
Caption Graphik Regular	12 / 0 letter-spacing
TABLE TITLE GRAPHIK MEDIUM	12 / 0.6 letter-spacing

App Bar



Desktop app bar height: 88px

Toolbars



Desktop Toolbar height: 70px

Title Text: H2



Desktop Toolbar height: 88px

Title Text: H2

Avatars

Web Size: 50px

Search and Sortable Bars

Link Text: 14pt Graphik Regular (Body), Slate
Icon Colour: Heather Grey
Height: 62px
Border: Light Grey, 1px, 4px border-radius
Shadow: 1, 2, 4, rgb(0,0,0,0.07)



Link Text: 14pt Graphik Regular (Body), Space Grey
Icon Colour: Heather Grey
Height: 62px
Border: Light Grey, 1px, 4px border-radius
Shadow: 1, 2, 4, rgb(0,0,0,0.07)

Primary Buttons

Primary buttons should be used for primary actions. That could mean the only action they can take, the action most likely to be taken, or the action you want the user to take.

Button

Button Text: 14pt Graphik Medium
Button Height: 36px
Min Width: 88px
Border Radius: 4dp
Colour: Navy

Test Button

Button Text: 14pt Graphik Medium
Button Height: 36px
Button Text Padding: 14px
Border Radius: 4dp
Colour: Navy

Secondary Buttons

Secondary buttons should be used when there are two very important actions that could be performed. However one has to be considered primary over the secondary action.

Button

Button Text: 14pt Graphik Medium
Button Height: 36px
Min Width: 88px
Border Radius: 4dp
Colour: Navy

Tertiary Buttons

Tertiary buttons should be used when an action is not likely to be taken or for common alternate actions such as cancel. A tertiary button could also be used in situations where there is not a lot of space to use another type of button.

Button

Button Text: 14pt Graphik Medium
Colour: Navy

Text Links

Lorem ipsum dolor sit amet, consectetur adipisicing elit, sed do eiusmod tempor incididunt ut labore et dolore magna aliqua. Ut enim ad minim veniam, quis nostrud exercitation ullamco laboris nisi ut aliquip ex ea commodo consequat.

Link Text: 14pt Graphik Regular (Body)
Colour: Cerulean

Disabled Buttons

Button

Text Colour: Feather Grey
Button Colour: Dust

Button

Colour: Feather Grey

Button

Colour: Feather Grey

Hover States

Button

Colour: Cerulean

Button

Colour: Cerulean

Button

Colour: Cerulean

Form Fields

Required Field

Name (required)

16dp
8dp

Bottom padding above input: 16dp
Bottom padding below input: 8dp
Required Label: 14px Slate (Body)
Placeholder Text: 14px Space Grey
Line: 1px Steel

Labels

Name
John Smith

16dp
8dp
8dp

Top padding above label: 16dp
Bottom padding below label: 8dp
Bottom padding below input: 8dp
Label: 12px Slate (Caption)
Text: 14px Space Grey (Body)
Line: 1px Steel

Input Line

Name (required)

16dp
8dp

Line: 2px Slate

Cursor

Name
John Sm

16dp
8dp
8dp

Cursor: 1px Space Grey

Helper Text

Name (required)

8dp

Please enter your name

Padding above helper text: 8dp
Helper Text: 12px Slate (Caption)

Error Message

Name
John Smith

Please re-enter your name

16dp
8dp
8dp
8dp

Red Text: Scarlet
Line: 1px Scarlet

Disabled Field

Name

16dp
8dp

Line: Steel 50% opacity
Text: Slate 50% opacity

Dropdowns

Multi-Select



Top padding: 34px
Left padding: 38px
Bottom padding: 34px
Row height: 36px
Text: 14px Space Grey (Body)
Outline: 1pt Soft Grey
Shadow: h-offset 2px, v-offset 11px, blur 15px, #000000 7% opacity

Single-Select

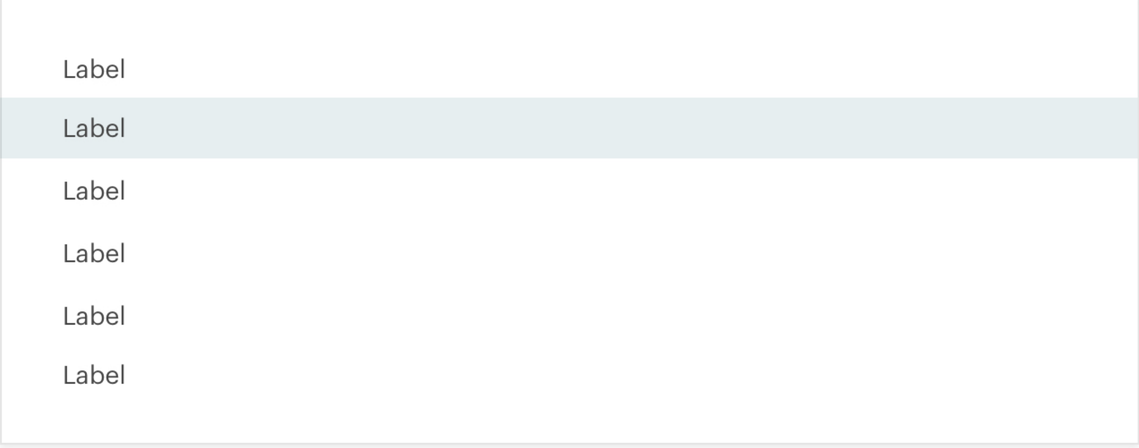

Top padding: 34px
Left padding: 38px
Bottom padding: 34px
Row height: 36px
Text: 14px Space Grey (Body)
Outline: 1pt Soft Grey
Shadow: h-offset 2px, v-offset 11px, blur 15px, #000000 7% opacity

Enable/Disable

Text: 12px Graphik Medium, Kale
Padding: 13px

Text: 12px Graphik Medium, Scarlet
Padding: 13px

Checkboxes

Selected

Background Colour: Navy
Icon Colour: White
Border Radius: 4px
Size: 19px

Unselected

Outline: 1px Steel
Border Radius: 4px
Size: 19px

Disabled

Outline: 1px Soft Grey
Border Radius: 4px
Size: 19px

Selected

Background Colour: Navy
Icon Colour: White
Size: 30px

Unselected

Outline: 1px Steel
Icon Colour: Steel
Size: 30px

Disabled

Icon Colour: Soft Grey
Size: 30px

Radio Buttons

Selected

Colour: Navy
Size: 19px
Line Weight: 1px

Unselected

Outline: 1px Steel
Size: 19px

Disabled

Outline: 1px Soft Grey
Size: 19px

Toggles

Selected

Colour: Navy
Min Height: 30px

Unselected

Colour: White
Min Height: 30px

Tooltips

Info

Whether you're using TouchBistro's Loyalty feature, gift cards provided by your payment processor, or issuing your own custom coupons or cards, configure your Gift Card options here.

28dp

28dp

Line: 1px Soft Grey
Text: 12pt Graphik Regular
Text Colour: Slate
Shadow: 1, 2, 4, rgb(0,0,0,0.07)

Messages

Emily Smith sent you a message

Maria Jones sent you a message

Line: 1px Soft Grey
Text: 14pt Graphik Regular & Medium
Text Colour: Space Grey
Online Colour: Kale
Shadow: 1, 2, 4, rgba(0,0,0,0.07)

Alerts

There is a problem with your account

There is a problem with your account

Line: 1px Soft Grey
Text: 14pt Graphik Regular
Text Colour: Space Grey
New Alert Colour: Coral
Old Alert: 1px Heather Grey
Shadow: 1, 2, 4, rgb(0,0,0,0.07)

Labels

NEW 16dp

Outline: 0.5pt Navy
Text: 10pt Graphik Regular, All Caps
Text Colour: Navy

Dialogs

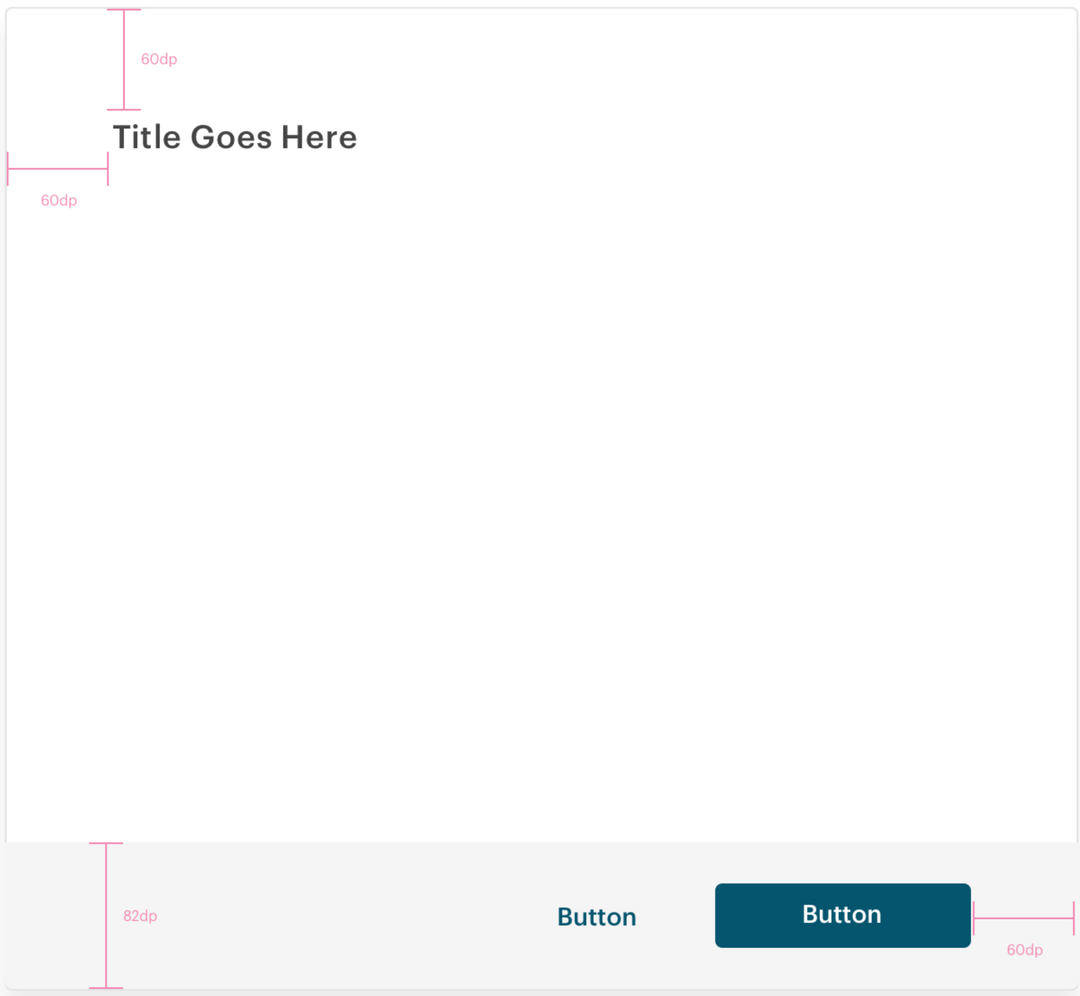

This modal should be used when there are 4 or fewer form fields to be filled in. Rather than taking up a whole page with our usual full page modal we should reduce it into the modal seen above. The bar should be sticky in case the area becomes scrollable depending on the window size.

Outline: 1pt Soft Grey
Title Text: 18px (H3) Graphik Medium, Space Grey
Shadow: h-offset 2px, v-offset 11px, blur 15px, #000000 7% opacity
Sticky Bottom Bar Colour: Dust
Background Colour: #FFFFFF

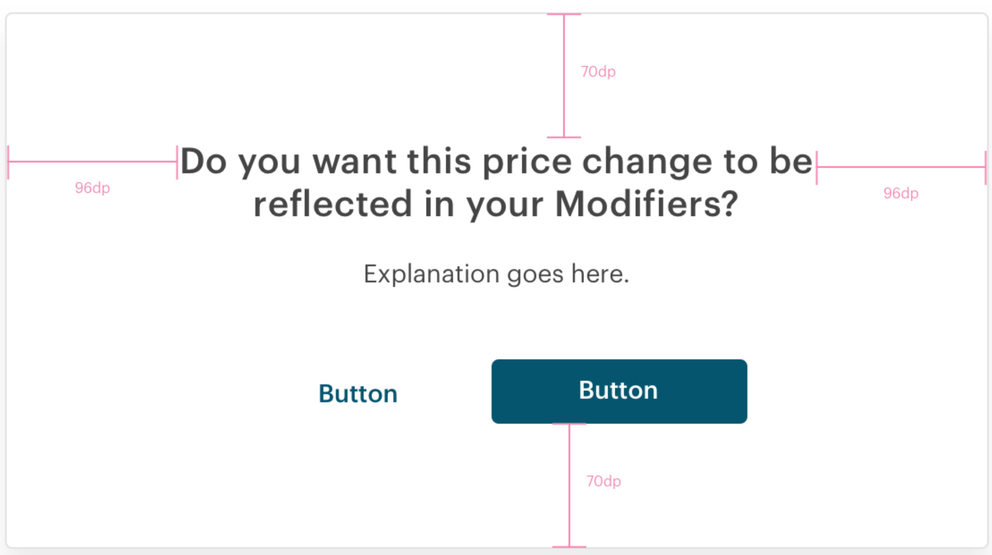

This type of modal should be used for important confirmations/ notifications. Such as when you need to confirm a user needs to delete or to publish a page.

Outline: 1pt Soft Grey
Shadow: h-offset 2px, v-offset 11px, blur 15px, #000000 7% opacity
Background Colour: #FFFFFF
Title Text: 20px (H2) Graphik Medium, Space Grey
Body Text: 14px (Body) Graphik Regular, Space Grey

Pagination

Page 1/2

Height and Width: 33px
Outline: 0.5pt Feather Grey
Text: 12px Graphik Regular
Text Colour: Slate
Active Pages Icon Colour: Heather Grey
Inactive Pages Icon Colour: #BABABA

1 2 3 ... 6

Height and Width: 33px
Selected Box: Navy 10% Opacity
Outline: 0.5pt Feather Grey
Text: 14px Graphik Regular
Text Colour: Slate
Active Pages Icon Colour: Heather Grey
Inactive Pages Icon Colour: #BABABA

Wizard

Step 1/4

Background Colour: Navy 10% opacity
Load Colour: Navy
Text: 12pt Graphik Regular
Text Colour: Slate

Loading

Background Colour: Navy 10% opacity
Load Colour: Navy

Data Visualization

Pie Chart

Gaps: #FFFFFF 2px
Title Text: 16px Graphik Regular Slate
Percentage Text: 11px Graphik Regular (Space Grey or White)

Hover Tooltip

Title Text: 12px Graphik Regular Slate
Outline: 0.5pt Light Grey
Shadow: h-offset 0px, v-offset 2px, blur 2px, #000000 7% opacity

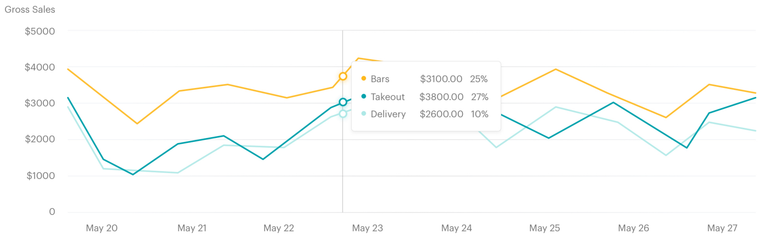

Line Chart

Text: 12px Graphik Regular Slate
Increment Lines: 0.5pt Feather Grey
Chart Lines: 2px
Selectors Size: 9px
Selectors Shadow: h-offset 0px, v-offset 1px, blur 6px, 56% opacity

Hover Tooltip

Title Text: 12px Graphik Regular Slate
Outline: 0.5pt Light Grey
Shadow: h-offset 0px, v-offset 2px, blur 2px, #000000 7% opacity

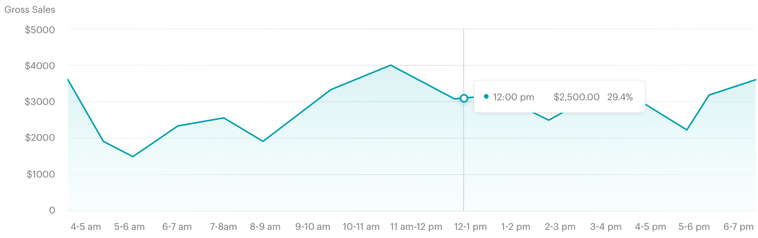

Single Line Chart

Text: 12px Graphik Regular Slate
Increment Lines: 0.5pt Feather Grey
Chart Lines: 2px
Selectors Size: 9px
Selectors Shadow: h-offset 0px, v-offset 1px, blur 6px, 56% opacity

Hover Tooltip

Title Text: 12px Graphik Regular Slate
Outline: 0.5pt Light Grey
Shadow: h-offset 0px, v-offset 2px, blur 2px, #000000 7% opacity

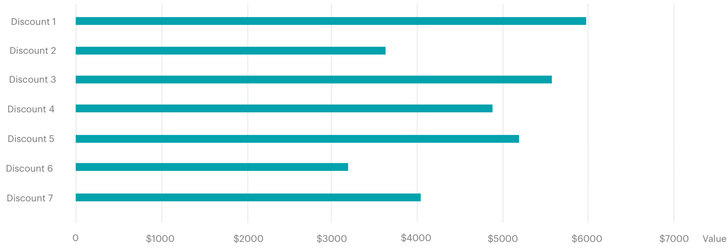

Bar Chart

Text: 12px Graphik Regular Slate
Increment Lines: 0.5pt Feather Grey
Bars: 10px

Snackbars

Web Apps

Taxes was successfully published.

Text: 14px Graphik Regular, White
Icon Colour: Light Teal
Notification Background: Space Grey
Border Radius: 4px
Height: 56px
Padding on Left and Right: 32px

Taxes has failed to publish. Please try again. Retry

Text: 14px Graphik Regular, White
Icon Colour: Light Coral
Retry Text: Light Coral
Notification Background: Space Grey
Border Radius: 4px
Height: 56px
Padding on Left and Right: 32px

Dinner has been deleted from your Menus. Undo

Text: 14px Graphik Regular, White
Undo Colour: Light Teal
Notification Background: Space Grey
Border Radius: 4px
Height: 56px
Padding on Left and Right: 32px

Calendars

Single Day Select

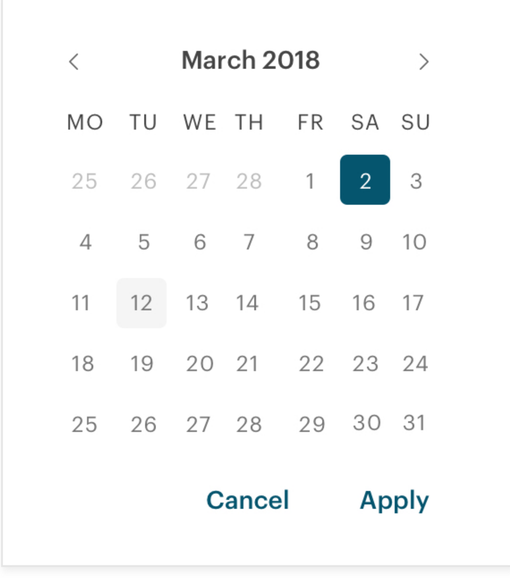

Date Range Select

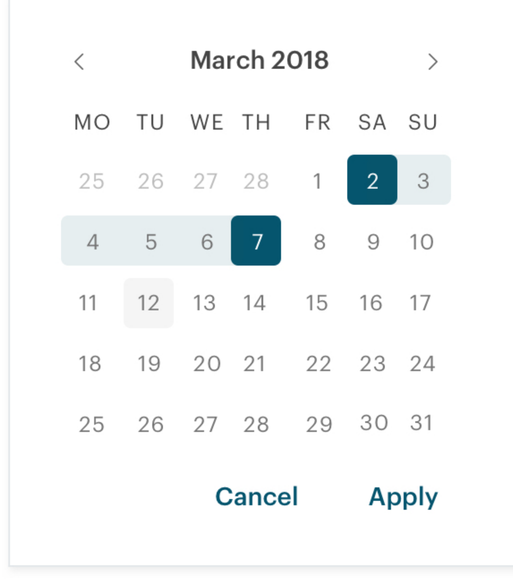

This style with additional buttons is only used in reporting

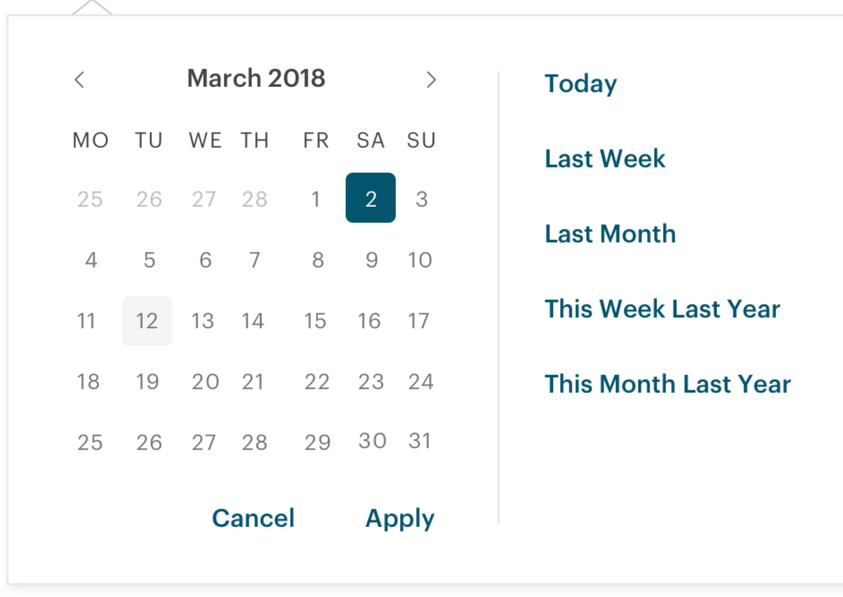

Month Text: 14px Graphik Medium, Space Grey
Week Text: 12px Graphik Regular, Space Grey, All Caps
Day Text: 12px Graphik Regular (Caption), Slate
Buttons: Tertiary style
Current Date: Dust
Selected Date: Navy
Date Range: Navy at 10% opacity
Border: 1px Soft Grey
Shadow: 1, 2, 4, rgb(0,0,0,0.07)

Layout and Spacing

1440px Screen Width

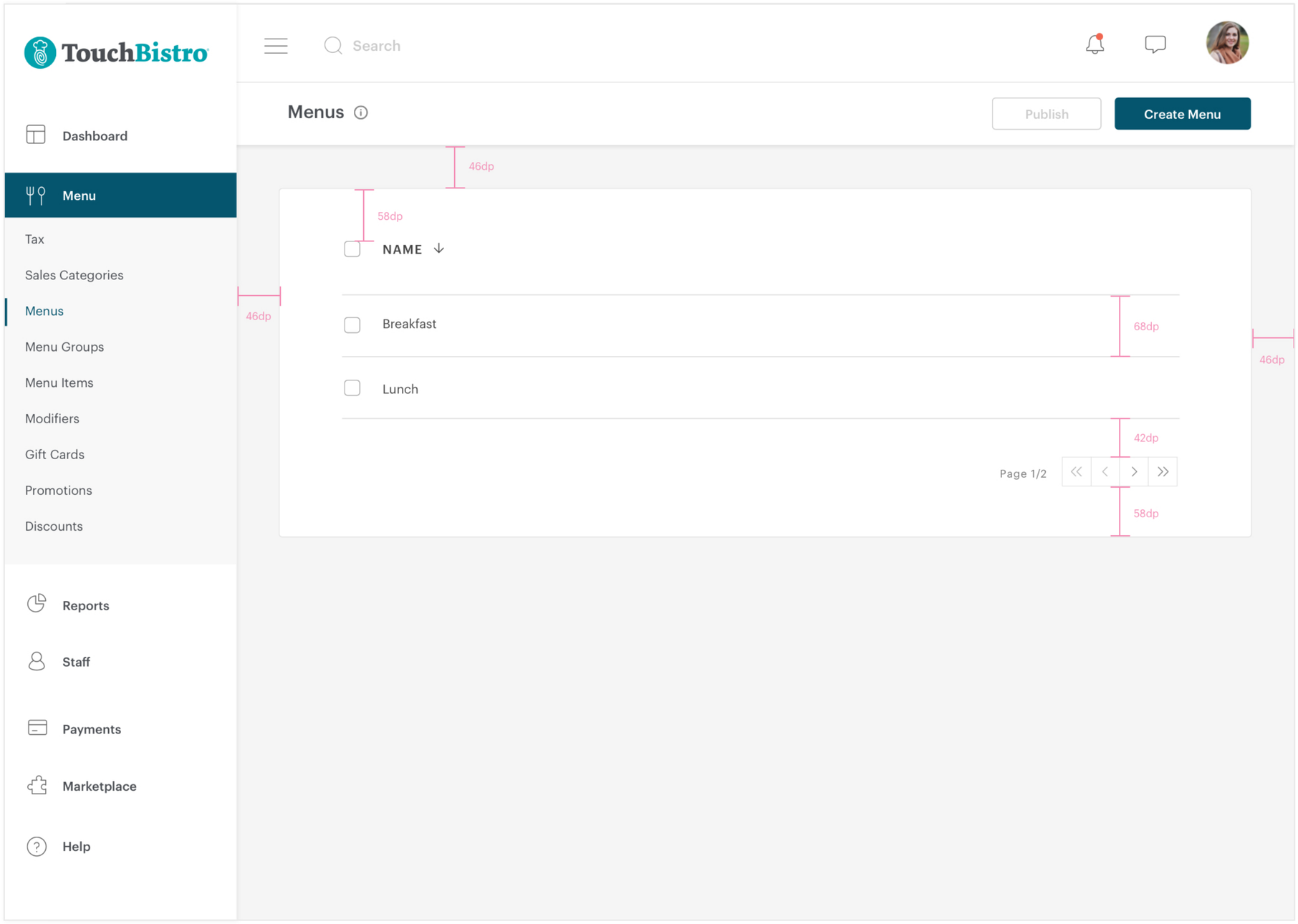

Menu Text: 14px Graphik Regular
Selected Menu Text: 14px Graphik Medium
Background: Dust

Selected States

Unselected List Item

David Lee

April 8, 2018

Background Colour: White

Selected List Item

David Lee

April 8, 2018

Background Colour: Cloud
Side Bar Width: 4px
Side Bar Colour: Navy